


GE Power & Water

# Get the parts that make the whole engine better.

The Waukesha remanufactured parts program from GE.



**reUp**  
Waukesha remanufactured parts  
**program**




imagination at work

# Parts designed and engineered to work together for maximum performance.

An engine is only as good as the parts inside it, and major engine failures are often the result of a ticking clock and a single part out of sync. To maximize performance, the Waukesha reUp remanufactured parts program from GE designs, engineers and delivers only genuine parts that meet GE's own exacting standards and specifications.



Every reUp part is remanufactured to the original specifications and designed to deliver as good or better than original performance. This commitment to returning a part to original specification quality—not just rebuilding it—means that reUp parts work effectively with other genuine engine parts to increase power, decrease wear and reduce failure risk.

Not only are the parts competitively priced, but also modern innovations and technologies from GE can help extend the lifespan of older engines even more. Nobody knows your engine better, so nothing makes more sense than an original reUp part for Waukesha gas engines from GE—the company that built it right, right from the start.



Crankshaft

Conn Rod Bearings



## The reUp process

Making the best remanufactured parts in the industry means developing an exacting process to ensure that only the highest-quality components are used, from beginning to end. Our remanufactured parts are designed to keep your engine running.

1

### Disassembly and cleaning

Our components are completely disassembled by skilled personnel, and our methodical approach allows us to cost-effectively salvage reusable components. Effectively cleaning parts is vital for keeping contamination out of the final product and removing unwanted elements that can hide cracks and other flaws. Our stringent standards mean consistent cleaning of all parts.

2


### Salvage and inspection

All our parts are carefully inspected, with many receiving multiple levels of testing and measurement. We use original part dimensions and geometric tolerances to ensure the correct specifications are met. Our reUp process for restoring parts to new or better conditions includes techniques such as dye penetration magnetic particle inspection and borescope inspection that identify the presence of cracks or flaws so they don't cause a field failure.


3

### Assembly

Skilled assemblers follow manuals and specifications when remanufacturing our parts. Every job carries check sheets and other documentation through each step of the process. All of the critical checks and measurements are recorded, down to the serial number of the tools used. Each technician is also equipped with online access to bills of material and parts information. Having the latest information is critical, and we make sure all updates and service bulletins are incorporated into our products.



Water Pump



Oil Pump



Conn Rods

4

## Testing

Every part that leaves the factory has been comprehensively checked. Each test is recorded and stored electronically and can be quickly accessed for reference. Our technicians know that when they test a product, everyone's reputation is on the line. There is no compromising when it comes to ensuring the parts meet the high quality levels you have come to expect from genuine parts for Waukesha gas engines from GE.

5

## Painting, packing and shipping

There are no shortcuts when it comes to protecting our remanufactured parts. Every remanufactured part is treated with the same level of care as a new genuine part. Parts are painted or preserved and carefully packaged to ensure they are protected from the elements, can be installed right out of the box and are ready to provide performance as good or better than original.



Camshaft



Cylinder Heads



# Increase your engine investment with reUp parts.

## Uptime

With a long-standing reputation for durability, we understand that uptime is everything. No detail is overlooked when it comes to keeping your engines productive. That's why GE offers only components that are remanufactured, not just rebuilt.

## Reliability

Waukesha remanufactured parts from GE protect more than your engine investment. They protect your whole engine. Engineered to work together, all parts are tested to original-or-better specifications and designed to withstand severe conditions. But even parts engineered to handle the harshest environments can't protect you from a voided warranty. Ill-fitting parts only put the engine's reliability at risk. We look at each component as part of the whole engine, unlike will-fit or other non-genuine parts. To ensure excellent long-term performance and maximum lifespan security, go with the company that knows your engines best, and the factory that originally built them.

## Cost savings


Reducing your capital expenses starts with amortizing your engine investment. Trust original remanufactured parts for Waukesha gas engines to go the distance, get you the best ROI and keep your engine working longer and better. Guaranteed as good or better than original and competitively priced, these parts can be shipped within 24 to 48 hours.

## Distribution

Shouldn't your first choice for parts be your first choice for parts service? We think so, which is why we offer cost-effective services and maintenance options that minimize engine investments and increase uptime. Parts and service are backed by GE's network of distributors for Waukesha gas engines to ensure the right parts are in your hands, right away. GE delivers and installs Waukesha remanufactured parts through certified service engineers who are authorized to enforce real-world turnaround times to help reduce downtime.

## Reduced environmental impact

The Waukesha remanufactured parts program delivers ever-increasing efficiencies and energy savings for peak performance while reducing environmental impact.



GE Power & Water  
1101 West St. Paul Avenue  
Waukesha, WI 53188-4999  
Phone: (262) 547-3311  
Fax: (262) 549-2795

Visit us online at:  
[www.waukeshaengine.com](http://www.waukeshaengine.com)

©2012 General Electric Company  
All Rights Reserved

## A legacy of reliability and innovation

GE and the Waukesha product line represent more than 200 years of commitment to advanced technology that continues to drive the world forward. With a reputation for rugged durability and ongoing design advancements, Waukesha engines are the sound investment you can depend on in mission-critical applications.

Now a part of GE's Gas Engines business, Waukesha gas engines provides enhanced support in the form of parts, service and a network of distributors—making us an even stronger player in today's global energy industry.

For more information, contact your local Waukesha gas engines sales and service provider or visit [ge-energy.com/waukeshaservices](http://ge-energy.com/waukeshaservices).



imagination at work